
















BẢNG GIÁ PHỤ KIỆN HDPE HÀN ĐỐI ĐẦU






Áp dụng ngày 8 tháng 8 năm 2015

Quy cách	Đầu bích	Tê	Cút 90°	Chếch 45°	Chếch 22.5°	Nút bịt	Chữ thập	Đai sửa chữa
								
Ø 63	30,800	60,100	40,300	35,200	-	23,500	176,000	388,700
Ø 75	45,500	69,700	52,800	47,700	-	26,400	218,500	403,300
Ø 90	55,000	102,700	79,200	65,300	-	40,300	330,000	476,700
Ø 110	77,000	183,300	123,200	102,700	110,000	52,800	344,700	524,300
Ø 125	117,300	264,000	190,700	161,300	205,300	113,700	673,200	990,000
Ø 140	168,700	403,300	308,000	242,000	264,000	199,500	-	1,613,300
Ø 160	183,300	425,300	308,000	234,700	267,700	154,000	887,300	953,300
Ø 180	300,700	806,700	660,000	550,000	495,700	277,200	-	2,566,700
Ø 200	337,300	799,300	671,000	425,300	506,000	256,700	1,437,300	1,393,300
Ø 225	440,000	1,320,000	990,000	660,000	689,300	440,000	1,972,700	2,640,000
Ø 250	498,700	1,466,700	1,173,300	718,700	880,000	513,300	2,581,300	2,566,700
Ø 280	806,700	2,640,000	1,906,700	1,393,300	1,320,000	806,700	-	-
Ø 315	880,000	2,933,300	1,833,300	1,320,000	1,466,700	880,000	4,253,300	3,520,000
Ø 355	1,320,000	3,886,700	2,860,000	2,200,000	2,640,000	1,466,700		
Ø 400	1,400,000	5,250,000	3,360,000	2,310,000	2,590,000	1,750,000		
Ø 450	1,960,000	13,300,000	9,100,000	6,300,000	6,160,000	2,450,000		
Ø 500	2,730,000	15,400,000	11,900,000	8,400,000	7,840,000	3,220,000		
Ø 560	3,640,000	26,950,000	16,100,000	11,900,000	10,640,000	4,200,000		
Ø 630	4,550,000	28,700,000	22,400,000	15,400,000	15,540,000	4,830,000		
Ø 710	9,450,000	51,800,000	46,200,000	26,950,000	25,550,000	10,500,000		-
Ø 800	11,550,000	74,200,000	56,700,000	35,840,000	34,020,000	13,300,000		-

Ghi chú: Đơn giá báo cho phụ kiện PN10, chưa bao gồm thuế VAT 10%

Côn thu		Côn thu		Côn thu		Côn thu		Côn thu	
R.C 75-50	28,600	R.C 180-90	506,000	R.C 280-110	880,000	R.C 400-250	1,750,000	R.C 630-250	11,900,000
R.C 75-63	36,700	R.C 180-110	293,300	R.C 280-160	953,300	R.C 400-280	1,785,000	R.C 630-315	4,550,000
R.C 90-50	40,300	R.C 180-125	440,000	R.C 280-200	1,063,300	R.C 400-315	1,890,000	R.C 630-355	5,600,000
R.C 90-63	44,000	R.C 180-140	440,000	R.C 280-225	1,320,000	R.C 400-355	1,960,000	R.C 630-400	4,900,000
R.C 90-75	51,300	R.C 180-160	440,000	R.C 280-250	1,320,000	R.C 450-110	5,250,000	R.C 630-450	6,300,000
R.C 110-50	66,000	R.C 200-63	212,700	R.C 315-90	770,000	R.C 450-160	5,530,000	R.C 630-500	5,600,000
R.C 110-63	62,300	R.C 200-75	220,000	R.C 315-110	660,000	R.C 450-200	4,200,000	R.C 630-560	5,600,000
R.C 110-75	73,300	R.C 200-90	227,300	R.C 315-125	880,000	R.C 450-225	4,200,000		
R.C 110-90	74,800	R.C 200-110	256,700	R.C 315-160	806,700	R.C 450-250	4,550,000		
R.C 125-63	128,300	R.C 200-125	290,400	R.C 315-180	806,700	R.C 450-315	3,500,000		
R.C 125-75	141,500	R.C 200-140	300,700	R.C 315-200	806,700	R.C 450-355	3,850,000		
R.C 125-90	143,700	R.C 200-160	278,700	R.C 315-225	880,000	R.C 450-400	4,060,000		
R.C 125-110	146,700	R.C 200-180	476,700	R.C 315-250	880,000	R.C 500-200	3,220,000		
R.C 140-63	179,700	R.C 225-90	594,000	R.C 315-280	953,300	R.C 500-250	3,290,000		
R.C 140-75	199,500	R.C 225-110	476,700	R.C 355-110	1,210,000	R.C 500-315	3,360,000		
R.C 140-90	227,300	R.C 225-125	577,900	R.C 355-160	1,246,700	R.C 500-355	4,200,000		
R.C 140-110	256,700	R.C 225-160	476,700	R.C 355-200	1,320,000	R.C 500-400	3,500,000		
R.C 140-125	275,000	R.C 225-200	550,000	R.C 355-250	1,466,700	R.C 500-450	3,500,000		
R.C 160-63	135,700	R.C 250-90	586,700	R.C 355-280	2,200,000	R.C 560-315	3,640,000		
R.C 160-75	145,200	R.C 250-110	513,300	R.C 355-315	1,833,300	R.C 560-355	3,710,000		
R.C 160-90	151,100	R.C 250-125	586,700	R.C 400-110	1,540,000	R.C 560-400	3,710,000		
R.C 160-110	165,700	R.C 250-160	550,000	R.C 400-160	1,575,000	R.C 560-450	3,780,000		
R.C 160-125	181,900	R.C 250-200	623,300	R.C 400-200	1,610,000	R.C 560-500	3,850,000		
R.C 160-140	293,300	R.C 250-225	733,300	R.C 400-225	1,680,000	R.C 630-200	11,550,000		

Ghi chú: Đơn giá báo cho phụ kiện PN10, chưa bao gồm thuế VAT 10%

Tê thu		Tê thu		Tê thu		Tê thu		Tê thu	
R.T 63-50	44,000	R.T 160-140	399,700	R.T 250-200	1,320,000	R.T 450-110	6,300,000	R.T 630-250	18,200,000
R.T 75-50	64,500	R.T 180-90	660,000	R.T 250-225	1,540,000	R.T 450-160	7,700,000	R.T 630-315	21,000,000
R.T 75-63	68,200	R.T 180-110	696,700	R.T 280-110	1,833,300	R.T 450-200	8,050,000	R.T 630-400	21,700,000
R.T 90-50	90,200	R.T 180-160	880,000	R.T 280-160	2,200,000	R.T 450-250	9,800,000	R.T 630-450	23,100,000
R.T 90-63	93,900	R.T 200-63	513,300	R.T 280-200	2,566,700	R.T 450-315	10,850,000	R.T 630-500	23,800,000
R.T 90-75	99,700	R.T 200-75	520,700	R.T 280-250	3,300,000	R.T 450-400	13,300,000	R.T 710-110	26,600,000
R.T 110-50	140,100	R.T 200-90	550,000	R.T 315-90	1,540,000	R.T 500-110	7,700,000	R.T 710-160	29,400,000
R.T 110-63	137,900	R.T 200-110	579,300	R.T 315-110	1,613,300	R.T 500-160	9,100,000	R.T 710-200	32,200,000
R.T 110-75	154,000	R.T 200-125	770,000	R.T 315-125	2,346,700	R.T 500-200	9,800,000	R.T 710-250	35,000,000
R.T 110-90	159,900	R.T 200-140	806,700	R.T 315-160	1,833,300	R.T 500-250	11,550,000	R.T 710-315	39,200,000
R.T 125-63	203,900	R.T 200-160	762,700	R.T 315-200	1,906,700	R.T 500-315	13,300,000	R.T 710-400	43,400,000
R.T 125-75	220,000	R.T 200-180	880,000	R.T 315-225	2,346,700	R.T 500-400	14,700,000	R.T 710-500	47,600,000
R.T 125-90	247,900	R.T 225-63	1,019,300	R.T 315-250	2,346,700	R.T 500-450	15,400,000	R.T 710-630	52,500,000
R.T 125-110	253,000	R.T 225-75	1,100,000	R.T 315-280	2,566,700	R.T 560-110	14,000,000	R.T 800-110	33,600,000
R.T 140-63	330,000	R.T 225-90	1,122,000	R.T 355-110	2,420,000	R.T 560-160	14,700,000	R.T 800-160	34,300,000
R.T 140-75	352,000	R.T 225-110	1,122,000	R.T 355-160	2,456,700	R.T 560-200	15,400,000	R.T 800-200	36,400,000
R.T 140-90	403,300	R.T 225-160	1,100,000	R.T 355-200	2,574,000	R.T 560-250	16,800,000	R.T 800-250	43,400,000
R.T 140-110	425,300	R.T 225-200	1,283,300	R.T 355-250	3,813,300	R.T 560-315	17,500,000	R.T 800-315	53,200,000
R.T 140-125	454,700	R.T 250-63	1,210,000	R.T 355-315	4,986,700	R.T 560-400	21,000,000	R.T 800-400	63,000,000
R.T 160-63	302,100	R.T 250-75	1,232,000	R.T 400-110	3,010,000	R.T 560-450	22,400,000	R.T 800-500	69,300,000
R.T 160-75	319,700	R.T 250-90	1,239,300	R.T 400-160	3,080,000	R.T 560-500	29,400,000	R.T 800-630	72,100,000
R.T 160-90	328,500	R.T 250-110	953,300	R.T 400-200	3,115,000	R.T 630-110	15,400,000	R.T 800-710	73,500,000
R.T 160-110	341,700	R.T 250-125	1,026,700	R.T 400-250	4,200,000	R.T 630-160	16,100,000		
R.T 160-125	363,700	R.T 250-160	1,246,700	R.T 400-315	4,305,000	R.T 630-200	17,500,000		

Ghi chú: Đơn giá báo cho phụ kiện PN10, chưa bao gồm thuế VAT 10%

Báo giá thay thế cho báo giá đã ban hành trước đây

***: Quý khách hàng vui lòng liên hệ phòng kinh doanh để biết thêm chi tiết